



Show Me Hostas Newsletter

Volume 7, Issue 3

August 2006

St. Louis Composting – Onsite Tour **Saturday, September 16th** **9:00 am-11:30 am**

39 Old Elam Ave., Valley Park, MO. Exit Hwy. 141 at Elam Ave.
(immediately north of Interstate 44).

See details and map
Included in this newsletter.

Please note: This event replaces our meeting that was originally scheduled for Sunday, Sept. 17th.

2006 Calendar of Events

- | | |
|---------------------|--|
| September 16 | St. Louis Composting – Onsite Tour from 9:00 am to 11:30 am
<i>(Please note: this event replaces our meeting that was originally scheduled for Sunday, Sept. 17th).</i> |
| October 7 | Horticulture Tour at St. Louis Community College at Meramec from 9am to 11:30 am. |
| December 16 | Holiday Party – Joan and Larry Hummel have graciously volunteered to have the hosta holiday party at their home in Wildwood on Sat., Dec. 16 at 7 pm. Thanks Joan and Larry! More details to follow in our next newsletter. |

All St. Louis Hosta Society meetings are held at 1:00 PM at the Creve Coeur Govt. Center, 300 N. New Ballas, 63141 (between Ladue Rd. and Olive), unless otherwise noted.

St. Louis Composting – Onsite Tour

On **Saturday, September 16 at 9:00 a.m.-11:30 a.m.** we will tour the site of St. Louis Composting at their Valley Park location.

St. Louis Composting operates the largest composting facility in Missouri and is the largest composter in the St. Louis region, recycling more than one-third of all yard waste generated in St. Louis County. It currently processes roughly 300,000 cubic yards of green waste annually -- more than 10 times the amount it processed in its founding year of 1992.

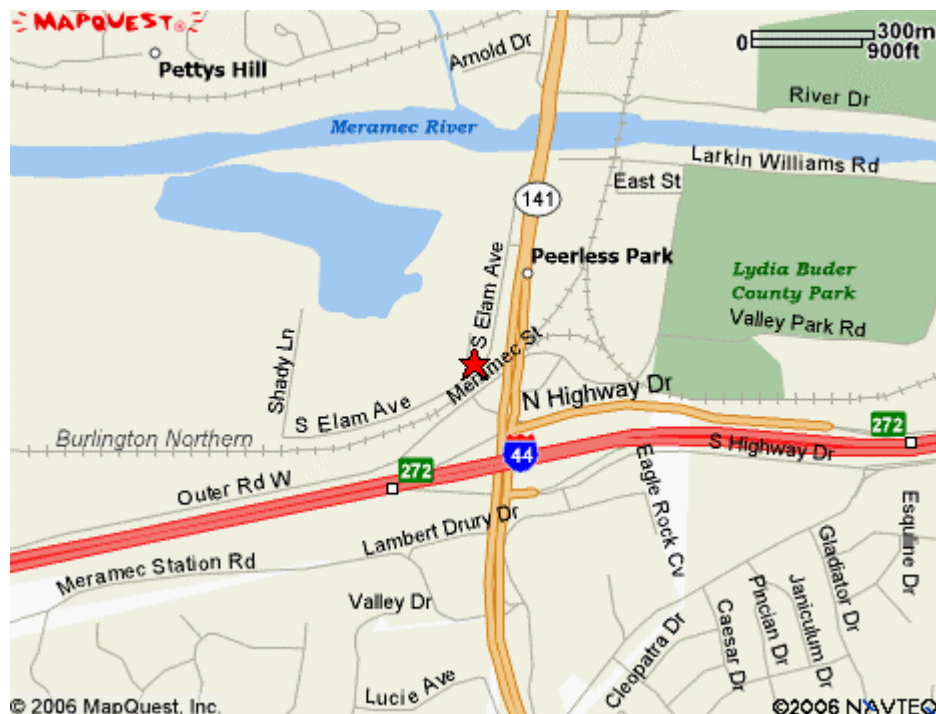
The company is owned and operated by founder Patrick Geraty and his wife, Becki, who take great pride in producing organic compost and soil-compost blends of the highest nutritive quality. Also produced are a variety of generic, specialty and organically dyed mulches.

St. Louis Composting has two centers open to the landscaping and gardening public, one in Valley Park, MO, the other near Millstadt, IL.

We will hold the tour rain or shine, so dress accordingly. Wear your gardening shoes as we will encounter wet and soggy compost as we walk throughout the site. We will do our best to accommodate anyone who needs help getting around.

Our tour will begin at 9 a.m. The site is located off of Hwy. 141 and Hwy. I-44 at **39 Old Elam Ave., Valley Park, MO 63088**. See you there!

Kelly Hall



Horticulture Tour at St. Louis Community College at Meramec

On **Saturday, October 7 at 9:00 a.m.-11:30 a.m.**, join us for a tour of the grounds at St. Louis Community College at Meramec. Our host is Paul Roberts, Horticulture Program Director. Paul will talk about the educational aspects of the horticulture program at Meramec. Meramec offers the only horticulture training of its kind in the St. Louis area.

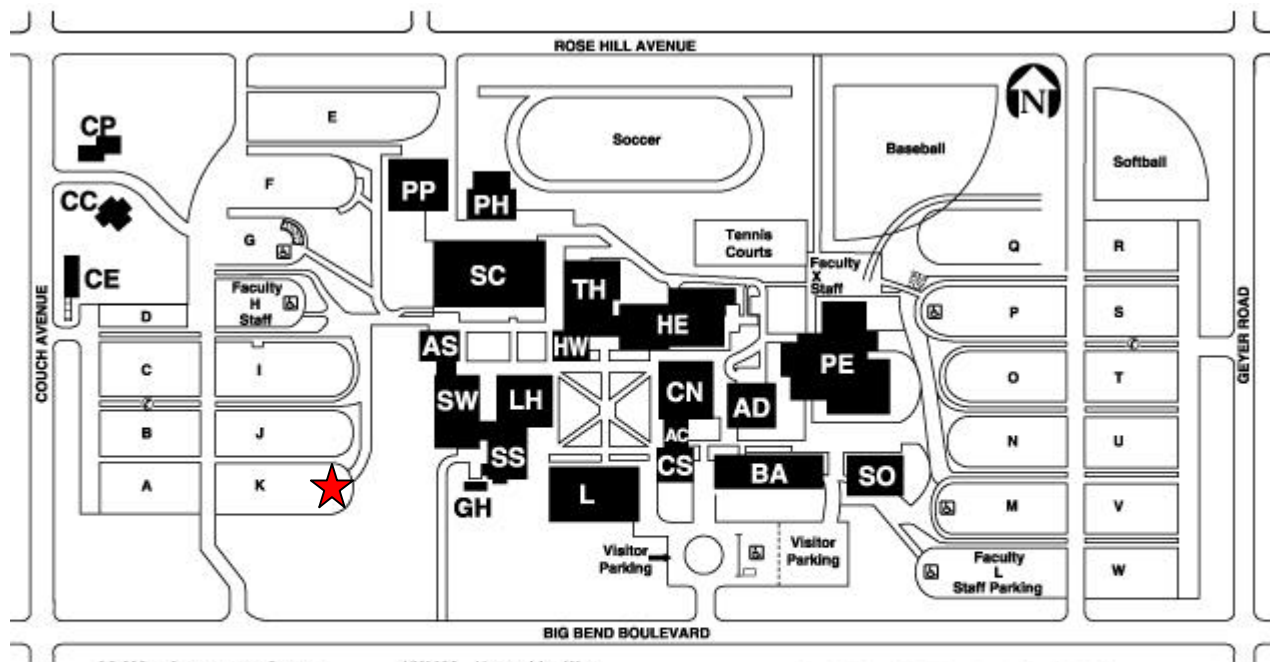
Following is an excerpt from the Hort Program's website: "Horticulture is the science and culture of ornamental plants. The Horticulture Program includes training and education for careers in the following fields:

- Landscape Design
- Nursery Management
- Greenhouse Production
- Golf Course Supervision
- Retail Sales
- Landscape Installation and Construction
- Specialty Garden Management"

Please come prepared with any questions you have regarding soil, fertilizer, plants, and trees. Given the extreme storms the St. Louis area has experienced this summer, some of you may have questions regarding the trees and shrubs (damaged or otherwise) in your garden. Paul is extremely knowledgeable and is ready to answer our questions.

In addition, Paul will take us on a guided tour of the grounds to see a great collection of plants as well as their greenhouse facilities. Meramec boasts a large collection of herbaceous and woody ornamental plants, turf grasses and ornamental gardens that serve as 'hands-on' laboratories."

We will meet at the East end of Parking Lot K at 11333 Big Bend at 9:00 a.m. We will be escorted to Science West, Room 103 and then proceed with the tour from there. Hope to see you all on Saturday, Oct. 7 at 9:00!



AC-MC	Assessment Center
AD-MC	Administration/Clark Hall
AS-MC	Applied Science
BA-MC	Business Administration
CC-MC	Child Care Center
CE-MC	Continuing Education
CN-MC	Communications North
CP-MC	College Police
CS-MC	Communications South
GH-MC	Greenhouse
HE-MC	Humanities East

HW-MC	Humanities West
LH-MC	Lecture Hall
L-MC	Library
PE-MC	Physical Education
PH-MC	Power House
PP-MC	Physical Plant
SC-MC	Student Center
SO-MC	Social Science
SS-MC	Science South
SW-MC	Science West
TH-MC	Theatre

Lots H, L and X – Faculty and Staff Parking

Motorcycle Parking

Additional Parking available on lots G, H, P, L & X

Students cannot park in the visitor's lot.

No parking along walls, curbs or in driveways unless specifically marked with parking spaces.

2008 National Hosta Convention

June 10 – 15, 2008

The National Convention of the American Hosta Society will be held in St. Louis from June 10 to June 15, 2008. The convention hotel will be the Sheraton Westport Lakeside Chalet.

I am very honored to be the Chair of the convention and extremely pleased to be able to work with seven excellent Co-Chairs. Most of you know these Co-Chairs very well, but I want you to get to know them even better. Each will need your help. Many volunteers are already in place, but many more are needed.

Please feel free to call any of the following Co-Chairs to volunteer your assistance:

Marketing and Promotion – Phyllis Weidman (314-965-7027) and
Pam Wolkowitz. (636-285-3114)
Plants and Speakers – Arlie Tempel (314-521-2171)
Tours and Gardens – Jeff Hall (314-845-1551)
Hotel/Banquet – Rick Salamon (314-395-3573)
Cut Leaf Show – Martha Karlovetz (636-398-5909)
Business – David Poos (314-821-1622)

These people have already been very busy. Work began months ago to secure the hotel and to start the planning for 2008. Please call one or more of them to discuss how you might assist.

The seven tour gardens are in place: Nancy and Arlie Tempel, Kelly and Jeff Hall, Pam and Chester Wolkowitz, Pat Payton and Jean Hudson, Joan and Dave Poos, Chick and Bruce Buehrig, and Diana and Craig Plahn.

This will be a fun experience for all of us. It is a time to get to know our fellow hosta society members much better, to promote our society and recruit many more members while we celebrate the plant we love so much – the genus Hosta.

I look forward to working with each of you. Please feel free to contact me with any suggestions you might have – 314-965-7027.

Jim Weidman, Chairman

AHS National Convention Gift Plant List

Please help us to compile a list of AHS national convention gift plants. If you know the name of the gift plant for any given year, please let us know. Our goal is to acquire a plant from each year and have them potted and on display at the 2008 national convention in St. Louis. The plants will then be auctioned off to benefit the AHS. If you have a plant to donate, please contact Jeff or Kelly Hall (skyridgegarden@earthlink.net). Visit http://www.stlouishosta.org/gift_plant.htm to watch the progress of this project. Thanks!

A CONVENTION THROUGH NEW EYES

By Pam Wolkowitz

Because of our up-coming convention in 2008, Chester and I decided we better check out the convention in Philadelphia, and see what it's all about. Let me tell you, if you love hostas, love to talk about hostas, love to buy hostas, love to see hostas, a convention is for you! The pace is somewhat fast, so we suggest you rest up before going.

We registered early and picked the speakers we wanted to hear. It is so important to have pleasant, helpful people at the registration desks. We got our first hosta of the trip, their gift plant called Designer Genes.

We visited the optional gardens on the first day we got there. 'Lovely gardens and that's where the "I Want These Hostas" list began, and grew as we visited all the gardens on tour.

We learned so much from the speakers that we wished we could have heard them all. We had to select two out of four available, which was hard.

If you want an adrenalin high, just go to the Vendor Section, ...'lots of hostas, new and old varieties. Which one to buy first? It's fun to get to talk to some of the hybridizers in person. There were other vendors showing yard ornaments and embroidered jackets and tees. Our rooms ended up looking like small nurseries, hostas everywhere.

The Auction is always fun. Those crazy hosta people sure know how to run the price up when they want something.

One of the most enjoyable parts of the convention was the "Hat Contest" where you were to decorate a hat in the name of a hosta. Everyone visited with others, trying to guess what hosta they were supposed to be. People were very creative. One man had one as the hosta "Riptide". He wore a Tide detergent box on his head that he had ripped open.

To sum it up...GREAT. The 2007 Convention will be in Indianapolis, so it's within driving distance. Put it on your calendar! See you there!

Review of the 2006 Midwest Regional Hosta Convention

By Shirley Suntrup

The Southeast Wisconsin Hosta Society hosted the 2006 Midwest Regional Hosta Convention July 13-15 in Brown Deer (a suburb of Milwaukee). On arrival we were welcomed with the Convention Plant "Rootin Tootin", an H. Abba Irresistible sport. Registration was efficient and an indication of the well-executed, warm welcome offered by our hosts.

The Welcome Reception on Friday evening at the Four Points Sheraton Hotel (host hotel) was a Fish and Chicken Fry buffet and the food was delicious! The dinner was followed by a German Folklore Group who sang and danced the traditional music of an area of Germany which has Polish origins. The costumes were beautiful and colorful, the dancing energetic (some very humorous) and well choreographed. The singers performed with resonance and beauty.

Saturday tours started at 7 AM after a buffet breakfast. An interesting feature of the tours was the 4-5 beds of well-known hostas in each garden. We were given a ballot with numbers 1-5 for each garden, and you were to vote on the BEST GROWN hosta at each garden visited. The hostas were all exceptional (with some damage to a few because of a hail storm earlier in the season)! It was a difficult decision in each garden, but made the search for each bed interesting, leading you through each garden. You wanted to be sure to vote for the perfect presentation of a particular plant.

Our bus started at the Joanne and Irwin Johnson garden, situated on an uphill grade with meandering paths. This gave an overall view of the garden originally, and then the paths revealed individual pocket gardens of varied design. Great beds of hosta were revealed, as well as the dwarf conifers Irwin has always grown. The recent loss of seven large trees allows more sunlight into their very shady garden, for the addition of some sun plants. Along with the Heuchera, Araesema, Carex, Brunnera, and Ligularia they have always grown, they have recently added Japanese Maples, Gingko, Paper Bark Maple, Tri-colored Beech, Ash, Birch, Larch, Crabapples, Contorted Locust and Dogwood and disease resistant Elm. The bed of "June" was superb!

The Lori and Marshall Henricks garden was a great delight. The individual plants were very well grown, luxuriant, and the ponds were such a cooling presence on the hot day. We also had the opportunity of purchasing some healthy potted hostas for a remembrance of our visit. Gypsy Rose and Mackawa were among the hostas competing for the Best Grown Cultivar competition.

Next stop: Gail and Chuck Steele. Chuck has used his ability to purchase odds and ends of building materials to create an innovative garden with architectural interest, with columns, pots and sculptures made from throw-a-way metal and wood pieces. There is a tool shed in the back of the secluded garden, and a beautiful garden-room addition to their home with storage and books readily at hand, a dream for every gardener. Soil is added yearly to create levels of interest to a fairly flat area. Hostas competing for Best Grown were American Dream, Mikado and True Blue.

Jan and Chuck Finke have an enormous garden, with 400 registered hostas, and augmented with the many seedlings he grows. His method is to plant each seedling in a gallon pot and the pot sunk into one of the many nursery beds. The private garden in the rear of the home has many perennials interplanted with the hostas, with 100 varieties of Hemerocallis. Many ponds dot the 8.1 acres of land where Jan and Chuck garden. There is a wonderfully cool screened room off the house where gardening activities are performed. Nancy Gill, On Stage and a Delta Pride Seedling were showcased for the Best Grown Cultivar competition.

As usual wonderful snacks, tempting desserts and cooling drinks were offered in each garden.

While traveling to the Boerner Botanical Garden we were given a tour of the Milwaukee shoreline and city with its many marinas, bike and walking trails, picnic and play areas.. The lake and shoreline are extensively used by the citizens of the city and their many visitors. The internationally acclaimed Art

Museum soars like a bird out from the shoreline.

Our last stop was the Boerner Botanical Garden, set in the outskirts of the city. It is designated as an American Hosta Society display garden. Members of the Southeast Wisconsin Hosta Society conduct Hosta Walks several times a year and educational sessions. The SEW Hosta society works closely with the Boerner horticultural staff to bring in the latest Hostas for trial gardens.

Vendors were available each day and the Cut Leaf Show was presented with elegance. The Auction was successful, with many large plants for bidding.

The Meeting was ended with a splendid cocktail hour and dinner at the Four Point Sheraton hotel, and entertainment was provided with the humorous slide show of Melinda Myers, an author, arborist, Master Gardener and host of "Great Lakes Gardener" on PBS.

Tributes to deceased American Hosta Members Bob Skiera (a.k.a. Hosta Bob, a founding member of the Southeast Wisconsin Hosta Society) and DeEtta Montgomery were included in our Convention Tour Guide, and offered at the Welcome Dinner.

Six optional gardens were offered for Sunday tours.

PLANT SALE AT MISSOURI BOTANICAL GARDEN

We had an excellent sale this year. Total proceeds were \$2,143.50. Our club earned \$2,032.50 from plants, \$71.00 from memberships (6 new members and one renewal), and \$40 from the sale of books (*Hosta Adventure* is sold out).

We had fewer plants but a better variety than past years. We sold \$1,014.00 by 9:45 am and \$1,468.00 by 11:15 am!

Volunteers Friday night were Kelly Hall, Shirley Anton-Suntrup, Martha Karlovetz, and Rose Hall. Saturday Volunteers were Rick and Joan Clarkson, Jeff and Kelly Hall, Doug Gann, Jim Morrison, Barb Moreland, Martha Karlovetz, Shirley Anton-Suntrup, Mary Lou Farrow, and Karen Frimel.

We had a great time talking with people and answering questions. There were many requests for specific plants and other requests for the "largest leafed hosta that exists". We even had customers who made trips to the ATM machine to get more cash so they could buy more hostas!

Our display tables looked great. We used our new club sign on the front of our tables and kept our tables and surrounding areas clean and neat.

Martha's leaf show was the usual highlight. She had a great display of many hosta leaves that generated much interest. Folks love to see those leaves.

Hope to see more of our members next year at our annual plant sale. Volunteer to help out for a couple of hours – it is fun!

To Divide or Not to Divide

by Bob Solberg

(Editor's Note: The following article appears on the Green Hill Hosta website (www.hostahosta.com) and is reprinted with Bob Solberg's permission.)

One of the most often asked hosta questions is, "When do I divide my hostas". Traditionally the answer has been, "In the spring, just as they are coming out the ground".

Spring may be the easiest time to divide hostas with all their foliage out of the way. And spring is the time of year that we are all in the mood to clean up the garden and envision the way we want it to look in summer. It is only natural to want to dig those hosta clumps and spread them out all over the garden especially when we see how many more divisions there will be in each clump this year than last.

Honestly, spring is not a bad time to most hostas, especially those that multiply the fastest and are in the greatest need of being divided. But there are dangers. So what is the best time for the hosta? Let's look at how a hosta grows and see when it might like to be divided.

Hostas sleep all winter, they are dormant. They do not make new roots like other perennials do. In the spring their buds swell and the leaves emerge first. If the hosta was mature, these will be large mature leaves. If the hosta was grown in the sun, these will be narrowed leaves adapted for sun. A hosta grown in deep shade will have larger more rounded leaves adapted for shade. These leaves will emerge, expand and harden off in about three or so weeks depending on whether the spring weather is cool or warm.

As the first leaves harden off and a second flush of leaves begins to appear, the hosta will be making new roots from the base of the new shoot. Thus hostas do not make new roots until the first foliage hardens off or about three weeks after they emerge. Cool spring soil temperatures may slow or delay this root formation even longer.

So what is the danger of dividing hostas in the spring? Timing. In the spring when the weather is cool and the soil is slow to warm, your newly divided hostas will have large mature leaves and no new roots for weeks. What we call beautiful spring days, those of bright sun, cool breezes and low humidity, are very stressful for new hosta leaves. On those days the desiccation rate is very high and the new hosta divisions with their reduced and possibly damaged root systems, dry out rapidly. If the weather turns suddenly hot for even a day or two, the hosta leaves will burn. While this damage may not prove permanent, the clumps will certainly be reduced in size.

So, if you must divide your hostas in the spring, do not over divide them. Split the clumps in half or at most quarters. Divide only fast growing cultivars in spring that can recover quickly, avoid *H. sieboldianas* and 'Tokudamas'. Dig them with a fork not a shovel so as to damage their long roots as little as possible. Hosta roots only grow at the tip, if you cut the roots they rarely branch and will not get any longer. New roots will have to come to take their place.

When then do I prefer to divide my hostas? I like to do it in August or early September, at least 30 days before the first frost date. The conditions then are more favorable to rapid root growth. The soil is warm and the air is more humid than in the spring. While people prefer the cool, sunny days of spring, hostas grow well on 85-90 degree days with high humidity.

Also, hostas usually put on a little growth spurt in August. Frequently, they will throw up a small flush of leaves as the temperatures moderate from the heat of July, especially if there has been rain. Many hostas at this time of year begin to actively grow again after their summer heat dormancy. Thus, hostas divided in late summer will make new roots quickly. Many fast growing hostas will make all new foliage before frost and hold it well into fall. Some may even bloom again.

The only danger in dividing hostas in August is excessive heat or extended drought. Keep newly divided hostas wet. Do not let them dry out for the first two weeks. Removing some of the older, larger leaves or cutting the foliage back at the time of dividing will reduce water loss. Any leaves that suffer burned edges will be taken by the frost in a few weeks anyway.

One other aesthetic point. I would rather have my hosta garden look “divided” as it goes into fall when hostas are usually past their peak anyway than to see it that way all season long. Hostas divided in August will come up next spring in their new homes with more divisions, better proportioned leaves and established root systems. They will look better too. So save your heavy hosta dividing for those humid late summer days. It will be tougher on you, but your hostas will thank you in the spring.

A Note from the President

Congratulations and thanks to all who donated plants and worked at the sale at MBG you did a great job.

The Midwest Regional in Milwaukee WI. was a nice event. ‘Enjoyed visiting with a number of fellow members from our St. Louis Hosta Society. Put this event on your calendar for next year as the Regional will be in Davenport Iowa in 2007.

The members Auction was fun and financially successful, with some interesting and spirited bidding. Thanks to all who donated plants and those who purchased plants.

We have 3 more events on the calendar this year for more info see this newsletter or go to www.stlouishosta.org.

We have been having planning meetings, preparing for hosting the AHS National Convention in 2008 and will be keeping you up to date on our progress. The Auction at this event funds the national organization and helps pay for the Hosta Journal.

Plants for this auction are donated by Members and Vendors of AHS. I would love for us, as a society, to donate a number of plants for the auction. To be a part of this effort, now is the time to think about selecting some things from your garden you would be willing to put into the auction. They do not have to be Hosta. Unusual well grown companion plants are also popular. Pot some things up and set them aside for the next couple of years.

See You All Soon,
Arlie




Remember: In the months in which the St. Louis Hosta Society meets, those meetings are held on the third Sunday of that month (unless otherwise noted in the newsletter’s Calendar of Events, or on our website – www.stlouishosta.org).



St. Louis Hosta Society
668 Woodstream Dr.
St. Charles, MO 63304

ADDRESS CORRECTION REQUESTED



**St. Louis Hosta Society
 Officials**

Arlie Tempel - President
 314-521-2171
awtempnt@mac.com

Jeff Hall - Vice-President
 314-845-1551
skyridgegarden@earthlink.net

Pat Payton - Treasurer
 314-962-7456

Pam Wolkowitz - Secretary
 636-274-2211
lovehostas@msn.com

Kelly Hall - Webmaster
 314-845-1551
skyridgegarden@earthlink.net

Doug Gann – Web Administrator
 636-939-9499
d.gann@sbcglobal.net

Marla Gann - Newsletter Editor
 636-939-9499
m.gann@sbcglobal.net

Phyllis Weidman - Membership
 314-965-7027
jpweidman@aol.com

Rick Clarkson - Hospitality
 618-462-2540
hostaluv92@yahoo.com

www.stlouishosta.org



Are Your Dues Due?

To determine if your St. Louis Hosta Society membership dues are due, check the two digit number appearing after your name on the address label of this newsletter. Your membership dues are paid through the end of the year appearing after your name. For example, if “06” appears after your name, your dues are paid through the 2006 year. Membership dues are due before January 1st of each year. To renew your membership, please send your check (payable to St. Louis Hosta Society) to Pat Payton, 361 S. Maple, Webster Groves, MO 63119-3841.

Membership Information

The American Hosta Society

Contact: Sandie Markland
 8702 Pinnacle Rock Ct.
 Lorton, VA 22079-3029
 Dues: Individual \$25 per year, Family \$29 per year

Midwest Regional Hosta Society

Contact: Pete Postlewaite
 21172 Andover Road
 Kildeer, IL 60047
 Dues: Individual \$20 for two years

St. Louis Hosta Society

Contact: Pat Payton
 361 S. Maple
 Webster Groves, MO 63119-3841
 Dues: \$7 per year, \$18 for three years
 Family or Individual